



XCA130L8C_1 全地面起重机 / All Terrain Crane

技术规格书


Technical specifications



130 t



85 m



102 m



2022年6月 第1版
1st edition, Jun 2022

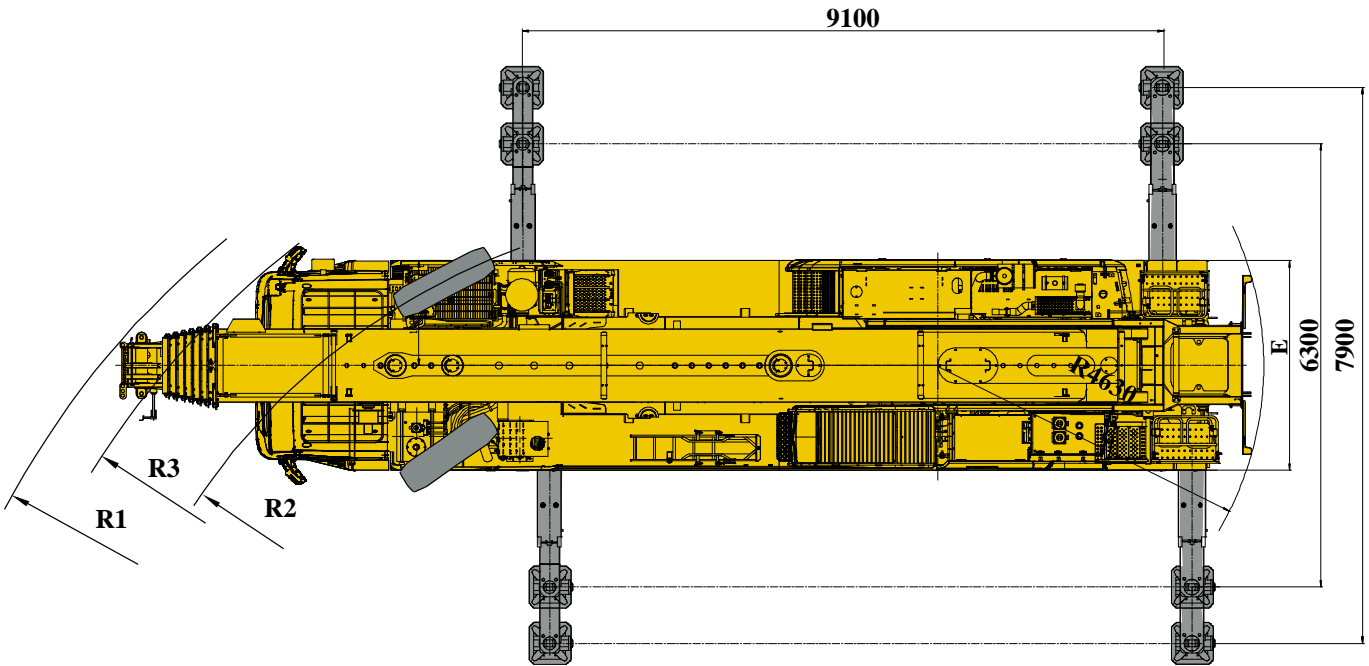
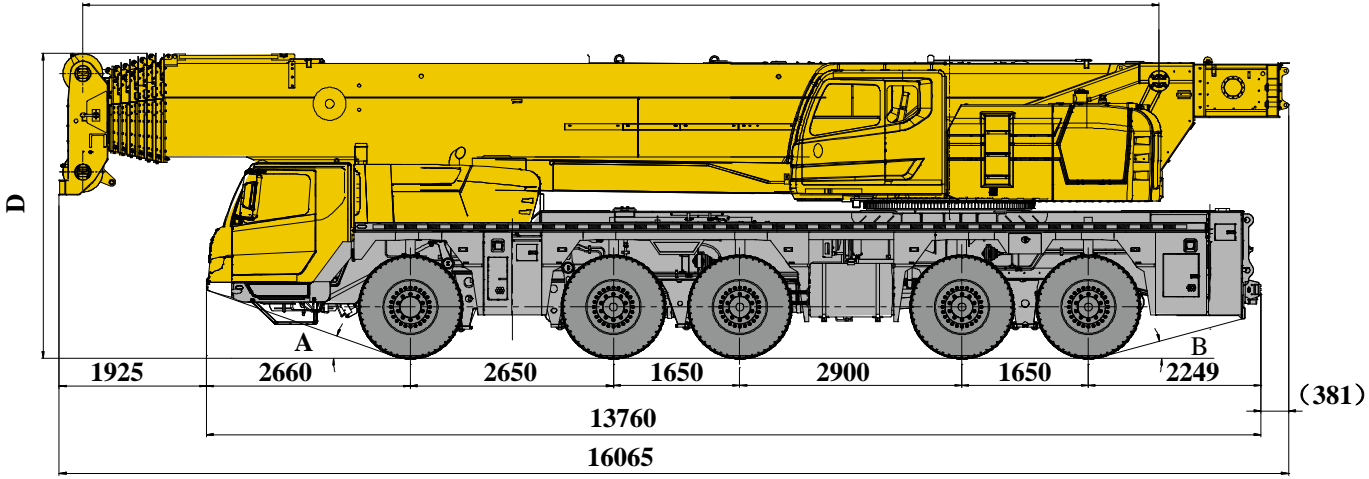
目录

Contents

目录	
Contents	
尺寸参数 Dimensions	2
技术规格 Technical specifications	3-6
车型 Version	7
重量 Weight	8
作业速度 Working speeds	9
平衡重 Counterweight	10
臂架组合方案 Boom / Jib combinations	11-12
主臂 Boom	13-21
副臂 Jib	22-24
符号标识 Description of symbols	25
主要技术参数表 Table of main technical parameters	26-27
注意事项 Notes	28

尺寸参数 Dimensions

14060~85000



	A	B	D	E	R1	R2	R3	H
385/95 R 25 (14.00 R 25)	19°	15°	4000	3000	11570	9250	10790	307

技术规格

Technical specifications



底盘

车架 徐工设计、制造，全覆盖式走台板，防扭转箱型结构，高强度钢材制造。

支腿 4支腿，H形布置，采用双级水平支腿，水平伸缩和垂直伸缩由液压控制，底盘两侧装有电控操纵控制台，控制台板装有水平仪、照明灯和调速按钮，支腿油缸均设有单向阀，且垂直支腿带有双向液压锁。
支脚盘尺寸：624mm×600mm
最大起重量时支腿反力：735kN、1058.4kN

发动机 WP12.460E62，直列六缸水冷电控柴油发动机，潍柴制造，额定功率338kW/1900rpm，最大基准扭矩2338Nm/1000-1400rpm，国六排放标准。
燃油箱容积：460L
尿素箱容积：34.3L

液压系统 泵组直接连接在发动机的取力口上，用于支腿、转向、悬挂和独立液压散热。

变速箱 法士特自动机械变速箱，12个前进档，2个倒档，带缓速制动。

分动箱 机械式分动箱，装有应急转向油泵。

车桥 高强度车桥，配备气控盘式制动器，2、3、4、5桥驱动。

悬挂 所有车桥均采用油气悬挂系统，减震效果好，具有自动调平、悬架升降、弹性刚性转换等功能。



底盘

轮胎 10个轮胎，1个备胎，每桥均装单胎，泰凯英制造，承载力大。

轮胎规格：385/95R25（14.00R25）

制动 行车制动：双回路气压制动，作用于所有车轮。

驻车制动：弹簧贮能制动，作用于2-5轴车轮。

辅助制动：发动机缓速制动，变速箱缓速制动，安全可靠，延长制动摩擦片使用寿命。

转向 全桥转向，采用先进的电液比例转向控制技术，可适应多种工况的要求，实现多种转向模式。

驾驶室 新型钢结构豪华全宽驾驶室，采用悬浮式连接结构，后部装有减震器。

配备电动升降器的安全玻璃、可调式座椅、电动调节后视镜、可调节高度及角度方向盘，倒车显示器、大屏幕彩色液晶显示器和CD音响等。


新型组合式中控台布局安全合理，采用圆弧造型，体现人性化的设计。


标配冷暖空调。

电气系统 直流24伏特，2个电池串联。

技术规格


Technical specifications


	上车
结构	徐工设计、制造，高强度钢材制造。
液压系统	电比例变量泵用于起升、变幅、伸缩；回转采用闭式泵驱动；比例电磁换向控制阀；风冷式液压油散热器；
操纵方式	先导电比例操纵，无级调速，由左右2个操纵手柄控制起重机的主要动作。
主起升机构	液压控制调速，由液压马达通过行星齿轮减速器驱动，内置常闭式制动器并带有平衡阀，装有绳槽卷筒。
发动机	WP6G240E330，直列六缸水冷电控柴油发动机，潍柴制造，额定功率176kW/2300rpm，最大扭矩860Nm/1200-1700rpm，非道路排放中国第三阶段排放标准。燃油箱容积：330L。
回转机构	单排四点接触球外齿式回转支承，由液压马达通过行星齿轮减速器驱动，内置常闭式制动器，可连续回转360°，具有动力控制或自由滑转的功能，可无级调速。
变幅机构	单变幅油缸，带有负载补偿功能的变幅平衡阀，变幅下落采用平衡阀外控式重力+动力下降方式。
操纵室	钢制操纵室，无视野死角的前景窗，安全玻璃，推拉式车门，可调式电加热功能座椅，可翻仰20°，装有前窗顶窗遮阳帘、顶窗双层遮阳帘，后窗遮阳帘；雨刮器、顶部防护栏、推拉踏板，配备力矩限制器、人机交互系统控制面板、电控扶手箱、发动机动力加速踏板、发动机起动机开关等。标配冷暖空调、2kg灭火器。

	上车
安全装置	液压平衡阀；液压溢流阀；力矩限制器；三圈保护器；起升高限位器；风速仪；卷扬监视装置
组合配重	总重63t，有0t、12t、22t、32t、39t、63t共6种组合方式。
起重钩	75t钩， 8t钩
主臂	8节，“U”形截面的筒形焊接结构，单板式臂头、紧凑式臂尾。单缸插销伸缩机构 主臂长度：14.1m~85m。
副臂	由连接架、旋转架和两节桁架结构折叠式副臂组成，具有0°、15°、30°三种安装角，收存于主臂旁。 副臂长度：11m、18.5m

技术规格



Technical specifications

 Chassis	
Frame	Designed and manufactured by XCMG, it is made of high strength steel with fully covered walking surface and anti-torsion box-typed structure.
Outrigger	Four outriggers arranged in H-shape are hydraulically controlled by control levers. Double-stage outrigger beam is adopted. There is an outrigger control station located at each side of the chassis, and there is a level gauge, an illuminator and two speed buttons on each control station. There is a check valve fitted in each outrigger cylinder, and a double-way hydraulic valve fitted in each jack cylinder. Float dimension:624mm×600mm Reaction force of outrigger at max. lifting load: 735kN 、 1058.4kN
Engine	WP12.460E62, in-line, 6-cylinder, water cooled, electric control diesel engine, made by Weichai, with rated power of 338kW/1900rpm and max. torque of 2338Nm/1000-1400rpm, compliant with China VI emission standard. Fuel tank capacity: 460L. AdBlue tank capacity: 34.3L
Hydraulic system	The pump unit directly connected to the PTO port of the engine is used for outriggers, steering, suspension and independent cooling for hydraulic system.
Transmission	Shaanxi Fast automatic transmission with retarder brake; 12 forward gears and 2 reverse gears available.
Transfer box	Mechanical transfer box equipped with an emergency steering oil pump.
Axles	High-strength axle, equipped with pneumatically controlled disc brake. 2nd, 3rd, 4th and 5th axles are for driving.

 Chassis	
Suspension	Hydro-pneumatic suspension is adopted for all axles, providing good shock absorbing effect. Functions of automatic leveling, suspension lifting, elastic/rigid state switch-over, etc. are available.
Tires	10 tires and 1 spare tire, each axle is equipped with single tire, manufactured by TECHKING, large bearing capacity. Tire specifications:385/95R25 (14.00R25)
Brakes	Service brake: double-circuit air pressure brake, acting on all wheels. Parking brake: spring-loaded brake, acting on the wheels on 2nd-5th axles. Auxiliary brake: engine retarder brake, and transmission retarder brake, which are safe and reliable, and will prolong the service life of brake lining.
Steering	All axles steering, with advanced electro-hydraulic proportional steering control technology applied to ensure various steering modes for meeting the requirements under various working conditions.
Driver's cab	New full dimension steel structure cab, with suspension connecting structure adopted, is equipped with shock absorbers at the rear of the cab. Safety glass, electrically operated door window lifters, adjustable seats, electrical adjustable mirrors, steering wheel adjustable in height and angle, reversing camera and large screen liquid crystal display & CD player are equipped. New combined central control panel is reasonably arranged with arc shape adopted, presenting human-oriented design concept. Heating & air-conditioning are standard.
Electrical System	DC 24 volts, two batteries in series

技术规格

Technical specifications

 Superstructure	 Superstructure
Structure Designed and manufactured by XCMG, made of high strength steel.	Operator's cab Steel cab with a full-view windshield, safety glass, sliding door, adjustable seat with electric heating function; it can tilt backward about 20° ; double-layer sun shield is adopted for roof window; sun shield is also equipped at the windshield and rear window; wipers, roof guardrails, pull-out step, LMI, human-machine interactive control panel, electric controlled armrest, engine accelerator pedal, engine start switch, etc. are also available. Heater, air conditioner and fire extinguisher of 2 kg are standard.
Hydraulic system Electric proportional variable pump is used for lifting, luffing and telescoping operations. A closed pump is used to drive slewing operation. Proportional solenoid steering control valve and air-cooled hydraulic oil cooler are equipped.	Safety devices Hydraulic counterbalance valve; hydraulic relief valve; LMI; lowering limiter; anti-two block; anemometer; winch monitor
Operating mode The electric-proportional pilot operation system is equipped with two levers at left and right sides controlling the main movements of the crane, and stepless slewing speed regulation is available.	Combined counterweight Total weight is 63t. 6 counterweight combinations of 0 t, 12 t, 22t, 32t, 39t and 63t are available.
Main winch system Hydraulic control is used for speed regulation. The system is driven by a hydraulic motor through a planetary gear reducer, with a normally closed brake, a balanced valve and a grooved drum equipped.	Hook block 75t , 8t
Engine WP6G240E330, in-line, 6-cylinder, water cooled, electric control diesel engine, made by Weichai, with rated power of 176 kW/2300 rpm and max. torque of 860 Nm/1200~1700 rpm. Compliant to China stage III emission standards for non-road engines Fuel tank capacity: 330 L	Boom 8-section boom with U-shaped cross-section, welded structure with single-plate boom head and compact boom tail. Single-cylinder pinning telescoping system, Boom length: 14.1 m~85 m.
Slewing system A single-row, four-point contact-ball external slewing bearing; the system is driven by a hydraulic motor through a planetary gear reducer with constant-closed brake equipped, and may continuously slew 360° . Power control and free slewing function as well as stepless speed regulation are available.	Jib The jib consists of a connecting bracket, a rotating bracket and two lattice sections. Three offset angles of 0° , 15° and 30° are available. It is stowed along the side of the boom. Jib length: 11 m, 18.5 m
Luffing system Single luffing cylinder and balance valve with the load compensation function are included. Balance valve-controlled boom gravity combined with power for lowering boom is used for boom luffing down.	

车型与选装件

Version and Optional Equipment

车型 Version	功能描述/Function description	选择 Selection
标准型 Standard	八节主臂85m, 固定副臂18.5m 8-section boom of 85 m, fixed jib of 18.5 m	

注释: 该产品仅标准型一种车型。

Note: only standard version is available for this model.

重量 Weight



车桥 Axle	1	2	3	4	5	总重量 Total weight
t	11.49	12	12	9.9	9.6	54.99 ¹⁾
t	12.5	12.7	12.8	11.5	11.5	61 ²⁾
t	15.1	15.4	15.5	20	20	86 ³⁾

1) 上车不带起重吊钩、副臂及支架、臂端单滑轮(选配)、主起升机构及主卷钢丝绳、平衡重固定装置、平衡重、副起升机构及副卷钢丝绳；底盘不带备胎及备胎支架、配重支架、前后活动支腿；驱动转向形式：10×8×10；轮胎规格：385/95 R 25；

Hook block, jib and its bracket, single top (optional equipment), main winch and its wire rope, counterweight fixture, counterweight, auxiliary winch (optional equipment) and its wire rope are excluded from superstructure. Spare tire and its bracket, counterweight bracket, front and rear outrigger beams are excluded from chassis.

Drive/steering type is 10×8×10; Tire specification: 385/95 R 25

2) 上车携带75吨钩、臂端单滑轮(选配)，不带其余吊钩、副臂及支架、平衡重、副起升机构(选配)及主、副卷钢丝绳；底盘携带备胎及备胎支架、配重支架、前后活动支腿；驱动转向形式：10×8×10；轮胎规格：385/95 R 25；

75 t hook block and single top (optional equipment) are carried on superstructure; other hook blocks, jib and its bracket, counterweight, auxiliary winch (optional equipment) and the wire rope for main/auxiliary winch are excluded from superstructure. Spare tire and its bracket, counterweight bracket, front and rear outrigger beams can be carried on chassis. Drive/steering type is 10×8×10; Tire specification: 385/95 R 25.

3) 上车携带75吨钩、臂端单滑轮(选配)、22吨平衡重、副起升机构(选配)及主、副卷钢丝绳；底盘携带备胎及备胎支架、配重支架、前后活动支腿。驱动形式：10×8×10；轮胎规格：385/95R25

3) 75 t hook block, single top (optional equipment), 22t Counterweight, auxiliary winch (optional equipment) and wire rope for main winch and auxiliary winch can be carried on the superstructure; Spare tire and spare tire bracket, counterweight bracket, front and rear outrigger beams can be carried on chassis.

Drive/steering type is 10×8×10; Tire specification: 385/95 R 25.



吊钩 Hook	倍率 Parts of line	吊钩重量 Weight (kg)	吊钩尺寸 Dimensions (mm)	备注 Remarks
75t	7	640	1500×590×324	双钩 Double hook
8t	1	370	782×475×475	单钩 Single hook

作业速度

Working speeds



385/95 R 25
(14.00 R 25)



1 ~ 80

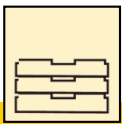
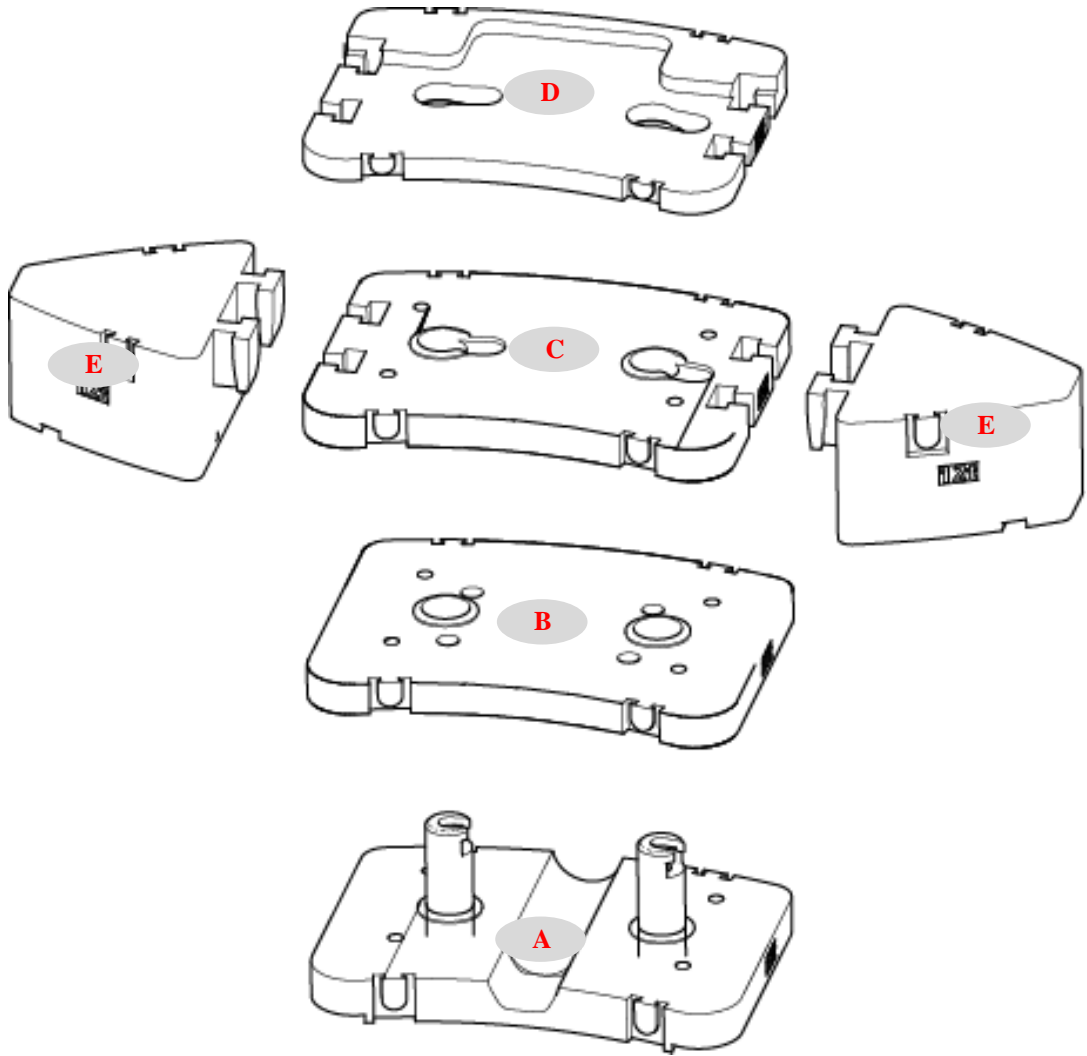


60%



作业机构 Drive	作业速度 Working speed	最大单绳拉力 Max. single line pull	钢丝绳直径/长度 Rope diameter/ length
	0-135 m/min, 单绳, 第四层 m/min, single line, 4th layer	104kN	22 mm/300 m
	0-1.5 r/min		
	从-1°抬起至82°约65s Approx. 65s for boom elevation from -1° to 82°		
	从14.1m伸出至85m约880s Approx. 880s for boom extension from 14.1m to 85m		

平衡重 Counterweight



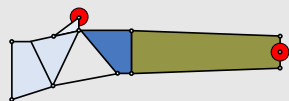
平衡重 Counterweight	A	B	C	D	E
尺寸 (长×宽×高) mm Dimensions (L×W×H) (mm)	2995×2021×1010	2995×2299×272	2995×2299×281	2995×2193×164	1758×1620×965
重量 t Weight (t)	12	10	10	7	12

工况模式 Working mode	63t	39t	32t	22t	12t	0t
组合形式 Combinations	A+B+C+D+2 ×E	A+B+C+D	A+B+C	A+B	A	0

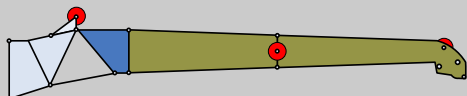
臂架组合方案





Boom / Jib combinations

副臂 - 11m
Jib - 11m



副臂 - 18.5m
Jib - 18.5m



部件 Component	结构形式 Structure	尺寸 (长×宽×高) mm Size (L×W×H) (mm)	重量 kg Weight (kg)
连接架 Connection bracket		2100×800×1820	353
旋转架 Rotating bracket		3050×700×1260	311
一节副臂总成 First jib section assembly		7380×550×750	477
二节副臂总成 Second jib section assembly		7000×410×410	320

臂架组合方案

Boom / Jib combinations

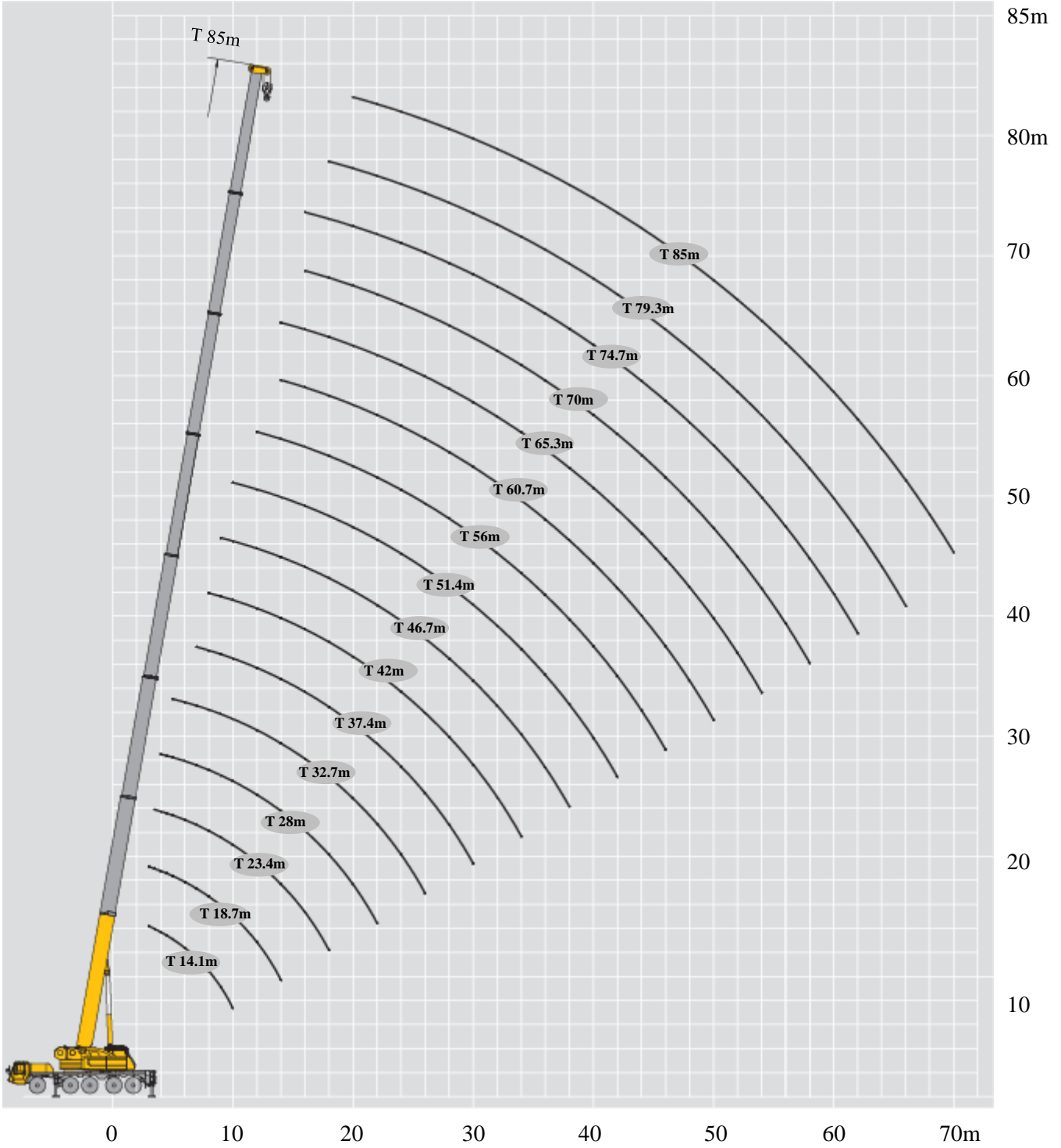


主臂
Telescopic boom

T: 14.1~85m

副臂
Jib

T: 70~79.3m
J: 11~18.5 m



起重性能表

Lifting capacities

T 14.1~42m

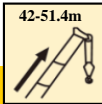
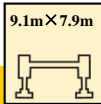



	14.1-28m		9.1m×7.9m		360°		63t										
	14.1	18.7	18.7	18.7	18.7	18.7	23.4	23.4	23.4	23.4	23.4	28	28	28	28		
3	130	52.7	100	100	110	110										3	
3.5	115	50	95	95	105	105	50	90	95	95	95					3.5	
4	105	47.7	93	93	100	100	47	85	93	93	93	52.2	75	80	80	4	
4.5	100	45	90	90	95	95	43	75	85	89	89	50	70	78	78	4.5	
5	96	43	85	85	90	90	41.3	70	82	85	85	48.1	65	75	75	5	
6	84	40	80	80	84	84	40	60	78	78	78	44.3	63	73	73	6	
7	76	36.1	74	74	73	73	38.4	55	70	73	73	41.3	58	68	68	7	
8	66	33.4	66	66	66	66	35	52	65	65	65	38.4	52	63	63	8	
9	58	30.8	60	60	60	60	32.7	50	58	60	60	36	48	58	58	9	
10	50.5	28.7	55	55	54.5	54.5	29	46	50.5	53	53	35.9	43	53	53	10	
12		25.6	45	44.5	44	44	25.3	43.5	43	43	42.5	30.3	35	44	43.2	12	
14		23	37	36.5	36	35.5	22	37	36	36	35.5	26.5	32	37	36.6	14	
16							20.6	31	29.5	29.5	29.2	24.6	28	33.5	32.4	16	
18							17.5	27.6	26.6	25.5	24.3	22	25	28.5	26.8	18	
20												18.9	22	23.9	22	20	
22												17	21.4	20.3	19	22	
组合 Code	0000000	0000001	0000100	0001000	0010000	0100000	0000011	0001100	0011000	0110000	1100000	0000111	0001110	0011100	0111000	组合 Code	

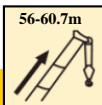
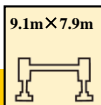



	28-42m		9.1m×7.9m		360°		63t										
	28	32.7	32.7	32.7	32.7	32.7	37.4	37.4	37.4	37.4	37.4	42	42	42	42		
4	80															4	
4.5	78															4.5	
5	75	46.7	70	70	70	70										5	
6	73	43.4	68	68	68	68										6	
7	68	40.5	65	65	65	65	42	60	52.2	60	60					7	
8	63	37.8	60	60	60	60	40.3	58	47.1	58	58	42.5	18.5	44.8	50	8	
9	57	33.3	54	56	55	56	35	55	42.8	55	55	39.3	17	40.8	48	9	
10	52	31	50.6	53	52	53	33	52	39	52	52	37.3	16	37.7	45	10	
12	41.5	27.3	42	43.5	42	43.5	29.5	44	32.8	44	44	34.9	12.7	32.5	42	12	
14	35.2	25.5	35.5	37.3	35	36	28	35	28	35	36.5	31	11.5	28.2	37	14	
16	30.1	24.4	30.3	32.1	30.6	30.7	26.8	31.2	26	30	30.5	28.7	10	25.6	31	16	
18	25.2	22.9	27.4	26	24.2	25.5	25.1	27.9	23.8	25	26.5	27.8	9	22.9	26	18	
20	20.2	21.6	23.5	23	21.7	23	23	24.3	22	22	22.8	23.7	8	20.3	22.2	20	
22	17.7	20	22	21	18.5	20	21	21.5	20.6	17.9	19.2	21.5	7.5	19.2	19.6	22	
24		18.4	20.3	19	16.3	17.5	19	19.5	18.3	17	18.3	19.6	7	18.4	17.7	24	
26		16	17.9	16.6	14	15.1	18.7	17.4	16.3	14.6	15.9	18.2	6.5	17	15.4	26	
28							16.7	15.4	14.3	12.7	13.9	16.2	6	15	13.4	28	
30							15	13.7	12.6	11	12.2	14.5	5.5	13.3	11.7	30	
32												13	5	11.9	10.2	32	
34												11.7	4.1	10.6	9	34	
组合 Code	1110000	0001111	0011110	0111100	2110000	1111000	0011111	0111110	0211100	2111000	1111100	0111111	0000222	0211110	2111100	组合 Code	

起重性能表

Lifting capacities

T 42~60.7m


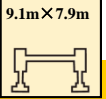


													
	42	46.7	46.7	46.7	46.7	46.7	51.4	51.4	51.4	51.4	51.4	42	
8	50											8	
9	48	42	16.3	34.6	45	45						9	
10	45	40	15.1	31.5	43	43	40	15.2	32	29	32.7	10	
12	42	36.8	13.2	26.9	37.2	38	34.6	13.4	29.6	28	31.8	12	
14	36.5	33.6	12	24	31.5	33.4	30.3	11.8	26.6	26.6	29	14	
16	32	29.7	11.4	22	28.8	30.1	28.1	10.8	23.7	22.9	26.5	16	
18	27.7	27.5	10	19.4	26.3	27.5	26.3	10	21.3	19.8	23.4	18	
20	23.6	25	8.5	17.2	22.1	23	23.7	9	19.3	17.2	20.6	20	
22	21	22.8	8	16	20	20.6	21.2	8.5	18.4	15.1	18.2	22	
24	19.1	19.9	7.2	14.5	17.6	18.5	19	7.7	17.6	13.3	16.3	24	
26	16.7	17.5	6.5	13	15.3	16.1	16.5	7	16.2	12	15	26	
28	14.7	15.5	6	11.8	13.3	14.1	14.5	6.4	14.8	10.4	13	28	
30	13	13.8	5.5	11.1	11.6	12.4	12.8	6	13.1	9.7	11.3	30	
32	11.5	12.3	5.2	10.6	10.1	11	11.3	5.3	11.6	8.3	9.8	32	
34	10.3	11	4.8	10	8.9	9.7	10.1	5	10.2	7	8.6	34	
36		9.9	4.2	8.7	7.8	8.6	8.9	4.5	9.1	5.5	7.4	36	
38		8.9	4	7.7	6.8	7.6	8	4.1	8.1	4.6	6.5	38	
40							7.1	3.8	7.2	4.1	5.6	40	
42							6.3	3.5	6.5	3.5	4.8	42	
组合 Code	1111110	1111111	0001222	0211111	2211100	2111110	2111111	0002222	1211111	2221100	2211110	组合 Code	

												
	56	56	56	56	56	60.7	60.7	60.7	60.7	60.7	56	
12	29.0	16.3	25.6	26.9	23.9						12	
14	27.9	15.0	25.5	24.7	23.9	17.2	13.9	22.1	20.0	16.2	14	
16	27.2	13.4	25.0	22.5	23.4	16.4	13.1	21.6	19.8	15.1	16	
18	24.4	12.0	22.3	21.0	20.8	15.4	11.8	20.6	19.1	14.1	18	
20	22.0	11.0	19.9	20.5	18.6	14.8	10.7	18.9	17.4	13.7	20	
22	20.0	10.0	18.0	18.7	16.7	14.0	9.7	17.0	15.8	12.8	22	
24	18.2	9.0	16.3	17.1	15.0	13.2	8.8	15.5	14.4	12.2	24	
26	16.3	8.3	14.7	15.7	13.6	12.6	8.1	14.0	13.2	11.2	26	
28	14.4	7.7	13.5	14.5	12.3	11.5	7.4	12.9	12.1	10.8	28	
30	12.7	7.1	12.3	13.3	11.1	10.7	6.9	11.9	11.2	10.4	30	
32	11.2	6.6	10.6	12.0	10.2	9.9	6.3	10.9	10.2	9.7	32	
34	9.9	6.1	9.3	10.7	9.3	9.2	5.9	10.1	9.4	9.0	34	
36	8.8	5.7	8.2	9.3	8.2	8.5	5.5	8.7	8.7	8.5	36	
38	7.8	5.4	7.2	8.3	6.9	7.9	5.1	7.7	8.2	7.9	38	
40	6.9	5.0	6.3	7.3	6.0	7.4	4.8	6.9	7.6	7.4	40	
42	6.2	4.6	5.6	6.6	5.3	6.9	4.5	6.1	6.6	6.9	42	
44	5.5	4.3	4.9	5.8	4.6	6.3	4.2	5.4	5.9	6.3	44	
46	4.8	4.0	4.2	5.2	3.9	5.7	3.9	4.6	5.3	5.7	46	
48						5.1	3.6	4.1	4.7	5.1	48	
50						4.6	3.4	3.6	4.2	4.6	50	
组合 Code	2211111	0012222	2221110	1221111	2222100	1122211	0022222	2221111	1222111	1112221	组合 Code	

起重性能表

Lifting capacities

T 65.3~85m

	   														
	65.3	65.3	65.3	65.3	65.3	70	70	70	70	74.7	74.7	79.3	85		
14	14.7	12.8	17.7	15.4	14.0									14	
16	14.5	12.5	17.5	15.2	13.6	12.1	11.2	13.9	11.6	8.9	11.0			16	
18	14.2	12.0	17.3	15.0	13.0	11.8	11.0	13.9	11.2	8.8	11.1	8.2		18	
20	13.5	11.5	16.4	14.5	12.3	11.5	10.8	13.5	10.8	8.8	10.7	8.1	5.6	20	
22	12.9	10.4	15.7	13.6	11.7	11.0	10.2	13.2	10.4	8.9	10.3	8.2	5.7	22	
24	11.9	9.5	14.9	12.4	11.3	10.5	9.4	12.8	10.0	9.0	10.0	8.3	5.6	24	
26	10.8	8.7	13.7	11.3	10.5	9.9	8.6	12.3	9.5	8.9	9.5	8.3	5.5	26	
28	9.9	8.0	12.5	10.3	9.7	9.1	8.0	11.3	8.8	8.3	9.1	8.3	5.5	28	
30	9.1	7.5	11.5	9.5	9.1	8.4	7.4	10.4	8.1	7.6	8.7	8.2	5.4	30	
32	8.5	6.9	10.7	8.7	8.4	7.8	6.7	9.5	7.6	7.1	8.3	7.8	5.4	32	
34	7.9	6.3	9.8	8.1	7.8	7.2	6.2	8.8	7.0	6.5	8.1	7.5	5.3	34	
36	7.3	5.9	9.0	7.5	7.4	6.6	5.9	8.1	6.6	6.1	7.6	6.9	5.3	36	
38	6.5	5.6	8.0	6.9	6.9	6.1	5.4	7.6	6.2	5.7	7.0	6.5	5.3	38	
40	6.1	5.2	7.2	6.4	6.5	5.7	5.1	7.0	5.7	5.2	6.4	6.1	5.3	40	
42	5.7	4.8	6.4	5.9	6.1	5.3	4.7	6.5	5.4	5.0	6.1	5.6	4.9	42	
44	5.4	4.6	5.7	5.6	5.8	4.9	4.4	6.1	5.1	4.5	5.7	5.3	4.7	44	
46	4.9	4.3	4.8	5.2	5.5	4.6	4.1	5.3	4.7	4.2	5.2	4.9	4.4	46	
48	4.6	3.9	4.2	4.8	5.0	4.3	3.8	4.8	4.4	3.9	4.9	4.6	4.1	48	
50	4.3	3.6	3.7	4.4	4.6	4.0	3.5	4.4	4.1	3.6	4.6	4.3	3.8	50	
52	4.0	3.4	3.2	3.7	4.3	3.7	3.3	3.5	3.9	3.4	4.1	4.0	3.5	52	
54	3.7	3.1	2.7	3.4	4.0	3.4	3.0	3.1	3.6	3.2	3.6	3.7	3.2	54	
56						3.1	2.9	2.7	3.4	2.9	3.3	3.5	3.0	56	
58						2.9	2.6	2.4	3.2	2.8	2.9	3.2	2.7	58	
60										2.5	2.6	2.8	2.6	60	
62										2.3	2.1	2.4	2.3	62	
64												2.1	2.0	64	
66												1.8	1.7	66	
68													1.5	68	
70													1.3	70	
组合 Code	1122221	0122222	2222111	1222211	1112222	1222221	0222222	2222211	1122222	1222222	2222221	2222222	3333333	组合 Code	

起重性能表

Lifting capacities

T 14.1~42m



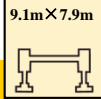



	14.1-28m		9.1m×7.9m		360°		22t										
	14.1	18.7	18.7	18.7	18.7	18.7	23.4	23.4	23.4	23.4	23.4	28	28	28	28		
3	115	52.7	90	90	105	105										3	
3.5	105	50	85.5	85.5	95	94.5	50	81	90	85	85					3.5	
4	90	47.7	83.7	83.7	90	90	47	76.5	85	83	83	47	67.5	72	72	4	
4.5	81	45	81	81	85.5	85.5	43	67.5	76.5	80	80	45	63	70.2	70.2	4.5	
5	76.5	43	76.5	76.5	76.5	76.5	41.3	63	73.8	76.5	76.5	43.3	58.5	67.5	67.5	5	
6	68	40	64	64	61.7	61.1	40	54	62.4	62.4	62.4	39.9	56.7	62.1	62.1	6	
7	55.7	36.1	53.9	53.2	52.5	51.7	34.6	49.5	53.4	52.2	50.8	37.2	52.2	51	49.7	7	
8	45	33.4	41.3	40.7	40.1	39.3	31.5	44.2	46	44.8	43.4	34.6	44.2	44.4	43	8	
9	39.9	27.7	37.2	36.6	36	35.2	29.4	37.8	36.8	35.6	34.4	32.4	38.9	37.7	36.4	9	
10	32.8	25.8	34.2	33.6	32.9	32.1	26.1	31.3	30.4	29.3	28.1	32.3	32.3	31.2	30	10	
12		23	24.7	24.2	23.5	22.9	22.8	22.8	22	21	19.9	24.6	23.7	22.7	21.6	12	
14		17.7	18.9	18.4	17.7	17.1	18.7	17.4	16.7	15.8	14.7	19.1	18.3	17.4	16.3	14	
16							15	13.8	13	12.2	11.2	15.4	14.6	13.7	12.7	16	
18							12.3	11.1	10.4	9.5	8.5	12.7	11.9	11.1	10.1	18	
20												10.6	9.9	9	8	20	
22												9	8.2	7.3	6.3	22	
组合 Code	0000000	0000001	0000100	0001000	0010000	0100000	0000011	0001100	0011000	0110000	1100000	0000111	0001110	0011100	0111000	组合 Code	



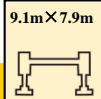

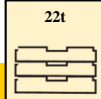

	28-42m		9.1m×7.9m		360°		22t										
	28	32.7	32.7	32.7	32.7	32.7	37.4	37.4	37.4	37.4	37.4	42	42	42	42		
4	72															4	
4.5	70.2															4.5	
5	67.5	42	62	62	62	63										5	
6	58.4	39.1	57.8	57.8	57.8	57.8										6	
7	48.1	36.5	52	52	50.7	52	37.8	48	44.4	48	48					7	
8	41.4	34	45.3	43.9	40.8	42.2	36.3	42.2	40	39.2	40.5	38.3	18.5	38.1	39.9	8	
9	34.9	30	36.5	35.2	32.4	33.7	31.5	36	34.8	31.1	32.4	35.4	17	34.7	33.8	9	
10	28.5	27.9	30.3	29	26.5	27.6	29.7	29.8	28.8	27.1	28.4	30.6	16	29.5	27.8	10	
12	20.3	24.6	23.5	22.3	19.8	20.9	24.3	23	22	20.4	21.6	23.8	12.7	22.7	21.1	12	
14	15.1	19.1	18.1	17	14.7	15.7	18.9	17.7	16.8	15.2	16.4	18.4	11.5	17.4	15.9	14	
16	11.6	15.4	14.5	13.4	11.2	12.2	15.1	14.1	13.1	11.7	12.8	14.7	10	13.7	12.3	16	
18	8.9	12.7	11.8	10.7	8.5	9.5	12.5	11.4	10.5	9	10.2	12	9	11.1	9.6	18	
20	6.9	10.6	9.7	8.6	6.5	7.4	10.4	9.3	8.4	7	8.1	9.9	8	9	7.6	20	
22	5.3	9	8	7	4.9	5.8	8.7	7.7	6.8	5.4	6.4	8.3	7.5	7.3	6	22	
24		7.6	6.7	5.7	3.6	4.5	7.3	6.3	5.5	4.1	5.1	7	7	6	4.7	24	
26		6.5	5.7	4.7	2.6	3.5	6.3	5.3	4.4	3.1	4.1	5.9	5.9	5	3.7	26	
28							5.4	4.4	3.5	2.2	3.2	5	5.4	4.1	2.8	28	
30							4.6	3.6	2.8	1.5	2.4	4.2	5	3.3	2.1	30	
32												3.5	4.5	2.7	1.4	32	
34												3	3.7	2.1		34	
组合 Code	0000000	0000001	0000100	0001000	0010000	0100000	0000011	0001100	0011000	0110000	1100000	0000111	0001110	0011100	0111000	组合 Code	

起重性能表

T 42~60.7m

Lifting capacities


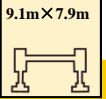

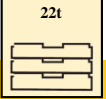
	   											
	42	46.7	46.7	46.7	46.7	46.7	51.4	51.4	51.4	51.4	51.4	
8	40											8
9	33.2	33.6	16.3	31.1	31.8	32.6						9
10	29.1	28.2	15.1	28.4	26	26.9	27.6	15.2	27.2	24.7	27.8	10
12	22.3	21.8	13.2	22.1	19.8	20.6	21.3	13.4	21.5	19.9	20.4	12
14	17.1	16.8	12	17.1	15.8	16.5	17.2	11.8	16.5	15	15.5	14
16	13.4	14.1	11.4	14.4	12.2	12.9	13.6	10.8	13.8	12.3	12.8	16
18	10.8	11.4	10	11.7	9.6	10.3	10.9	10	11.2	9.7	10.2	18
20	8.7	9.3	8.5	9.6	7.5	8.3	8.9	8.1	9.1	7.7	8.1	20
22	7	7.7	8	8	5.9	6.7	7.3	7.7	7.5	6	6.5	22
24	5.7	6.4	6.5	6.7	4.6	5.4	5.9	6.9	6.1	4.7	5.2	24
26	4.7	5.3	5.9	5.6	3.6	4.3	4.8	6.3	5	3.7	4.1	26
28	3.8	4.4	5.4	4.7	2.7	3.4	4	5.8	4.2	2.8	3.2	28
30	3.1	3.7	5	3.9	2	2.6	3.2	5.4	3.4	2.1	2.5	30
32	2.4	3	4.7	3.2	1.3	2	2.5	4.8	2.8	1.5	1.8	32
34	1.8	2.4	4.3	2.7		1.5	2	4.4	2.2		1.3	34
36		1.9	3.8	2.1			1.5	3.8	1.7			36
38		1.5	3.4	1.7			1.1	3.4	1.3			38
40								3				40
42								2.6				42
组合 Code	1111110	1111111	0001222	0211111	2211100	2111110	2111111	0002222	1211111	2221100	2211110	组合 Code

	   											
	56	56	56	56	56	60.7	60.7	60.7	60.7	60.7		
12	22.3	16.3	20.5	21.5	20.2							12
14	17.1	15	16.4	17.4	16.1	13.8	12.5	15.2	15.6	13		14
16	13.4	13.4	12.9	13.8	12.5	12.8	11.8	11.9	12.4	12.1		16
18	10.7	10.8	10.3	11.2	9.9	11.7	10.7	10.8	11.2	10.7		18
20	8.6	9.9	8.1	9.1	7.9	9.6	9.7	8.7	9.2	10		20
22	7	9	6.5	7.4	6.3	8	8.7	7	7.6	8.3		22
24	5.7	8.1	5.2	6.1	5	6.7	7.9	5.7	6.3	7		24
26	4.7	7.1	4.1	5	3.9	5.6	6.9	4.7	5.1	6		26
28	3.7	6.2	3.3	4.1	3.1	4.7	6	3.7	4.3	5		28
30	3	5.4	2.5	3.4	2.3	3.9	5.2	3.1	3.5	4.3		30
32	2.4	4.7	1.9	2.8	1.7	3.2	4.5	2.4	2.8	3.6		32
34	1.8	4.1	1.3	2.1	1.1	2.7	4	1.8	2.3	3.1		34
36	1.3	3.6		1.7		2.2	3.4	1.3	1.8	2.5		36
38		3.1		1.2		1.8	3		1.4	2.1		38
40		2.8				1.4	2.6		1	1.7		40
42		2.4				1	2.2			1.4		42
44		2.1					1.9			1		44
46		1.8					1.6					46
48							1.4					48
50							1.1					50
组合 Code	2211111	0012222	2221110	1221111	2222100	1122211	0022222	2221111	1222111	1112221	组合 Code	

起重性能表

Lifting capacities

T 65.3~85m

	   														
	65.3	65.3	65.3	65.3	65.3	70	70	70	70	74.7	74.7	79.3	85		
14	12.5	10.9	14	12.3	11.2									14	
16	12.3	10.6	12	12	10.9	10.3	9.5	11.8	9.9	8	9.3			16	
18	11.3	10.2	10.3	10.8	10.5	10	9.4	11.1	9.5	8	9	7.4		18	
20	9.9	9.8	8.8	9.4	10.4	9.7	9.2	9	9.2	7.9	8.5	7.3	5.1	20	
22	8.3	8.5	7.2	7.8	8.7	8	8	7.4	8.6	7.9	7.7	7	5.1	22	
24	7	7.7	5.9	6.4	7.4	6.7	7.4	6.1	7.3	7	6.4	6.7	5	24	
26	5.9	6.6	4.8	5.4	6.3	5.7	6.3	5	6.2	6	5.3	5.7	5	26	
28	5	5.7	3.9	4.4	5.4	4.7	5.4	4.1	5.3	5	4.4	4.7	4.7	28	
30	4.2	4.9	3.1	3.7	4.6	4	4.7	3.4	4.5	4.3	3.7	4	4	30	
32	3.5	4.2	2.5	3.1	3.9	3.3	4	2.8	3.8	3.6	3	3.3	3.3	32	
34	2.9	3.7	1.9	2.4	3.4	2.8	3.4	2.1	3.3	3.1	2.4	2.8	2.8	34	
36	2.4	3.1	1.5	2	2.8	2.2	2.9	1.7	2.8	2.5	1.9	2.2	2.2	36	
38	2	2.7	1	1.5	2.4	1.8	2.4	1.2	2.3	2.1	1.5	1.8	1.8	38	
40	1.6	2.3		1.1	2	1.4	2.1		1.9	1.7	1.1	1.4	1.5	40	
42	1.2	1.9			1.7	1.1	1.7		1.5	1.4		1.1	1.1	42	
44		1.6			1.3		1.4		1.2	1.1				44	
46		1.4			1.1		1.1							46	
组合 Code	1122221	0122222	2222111	1222211	1112222	1222221	0222222	2222211	1122222	1222222	2222221	2222222	3333333	组合 Code	

起重性能表

Lifting capacities

T 14.1~42m


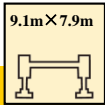

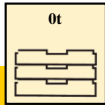

	14.1-28m		9.1m×7.9m		360°		0t										
	14.1	18.7	18.7	18.7	18.7	18.7	23.4	23.4	23.4	23.4	23.4	28	28	28	28		
3	90	47.4	81	81	81	81										3	
3.5	81	45	72	72	72	72	45	72	72	72	72	72				3.5	
4	72	42.9	63	63	63	63	42.3	63	63	63	63	63	47	63	63	4	
4.5	63	40.5	54	54	54	54	38.7	54	54	54	54	54	45	54	54	4.5	
5	54	38.7	49.5	49.5	49.5	49.5	37.2	49.5	49.5	49.5	49.5	49.5	43.3	49.5	49.5	5	
6	45	36	40	40	40	40	36	40	40	40	40	40	39.9	40	40	6	
7	37.9	32.5	31.8	31.1	30.4	29.6	34.6	32.4	31.3	31.3	30.1	28.6	33	33.5	32.2	7	
8	28.2	27.8	26.8	26.2	25.5	24.6	29.2	27.5	26.4	26.4	25.2	23.7	29.7	28.6	27.3	8	
9	21.5	22	20.9	20.2	19.4	18.6	23.3	21.5	20.4	20.4	19.1	17.7	23.7	22.6	21.4	9	
10	16.7	17.4	16.4	15.8	15.1	14.4	18.7	17	16	16	14.8	13.5	19.1	18.1	16.9	10	
12		11.7	10.8	10.3	9.6	9	12.9	11.3	10.4	10.4	9.4	8.3	13.2	12.3	11.2	12	
14		8.3	7.4	7	6.3	5.7	9.3	8	7.1	7.1	6.1	5	9.7	8.9	7.9	14	
16							7	5.7	4.9	4.9	4	2.9	7.3	6.5	5.6	16	
18							5.3	4.1	3.3	3.3	2.4	1.4	5.7	4.9	4	18	
20													4.4	3.6	2.8	20	
22													3.4	2.7	1.8	22	
组合 Code	0000000	0000001	0000100	0001000	0010000	0100000	0000011	0001100	0011000	0110000	1100000	0000111	0001110	0011100	0111000	组合 Code	


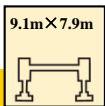
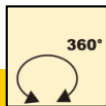
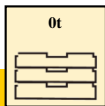

	28-42m		9.1m×7.9m		360°		0t										
	28	32.7	32.7	32.7	32.7	32.7	37.4	37.4	37.4	37.4	37.4	42	42	42	42		
4	63															4	
4.5	54															4.5	
5	49.5	42	48	48	48	48										5	
6	40	39.1	40	40	40	40										6	
7	29.2	36.5	33.3	31.8	28.6	30	35.7	34.8	33.4	31.2	32.8					7	
8	24.3	29.8	28.4	26.9	23.6	25.1	29.4	27.8	26.5	24.4	26	25.6	16.7	27.3	25.3	8	
9	18.2	23.7	22.5	20.9	17.6	19	23.4	21.9	20.5	18.4	20	20.3	15.3	21.4	19.3	9	
10	14	19.2	17.9	16.4	13.4	14.8	18.8	17.4	16.1	14.2	15.6	16.2	14.4	16.9	15	10	
12	8.6	13.2	12.2	10.9	8.2	9.3	13	11.6	10.6	8.8	10.1	11.1	11.4	11.2	9.6	12	
14	5.4	9.7	8.6	7.5	5	6.1	9.5	8.3	7.2	5.6	6.8	9.9	10.4	7.9	6.3	14	
16	3.3	7.3	6.3	5.2	2.9	3.9	7.1	6	5	3.4	4.6	7.4	8.5	5.6	4.1	16	
18	1.8	5.7	4.7	3.6	1.4	2.4	5.4	4.3	3.4	1.9	3.1	5.5	6.7	4	2.5	18	
20		4.4	3.4	2.4		1.2	4.1	3.1	2.1		1.8	4.2	5.4	2.8	1.4	20	
22		3.4	2.5	1.5			3.1	2.1	1.2			3.1	4.4	1.8		22	
24		2.6	1.7				2.4	1.4				2.2	3.6	1.1		24	
26												1.4	2.9			26	
28													2.4			28	
组合 Code	1110000	0001111	0011110	0111100	2110000	1111000	0011111	0111110	0211100	2111000	1111100	0111111	0000222	0211110	2111100	组合 Code	

起重性能表

Lifting capacities


T 42~60.7m

													
	42	46.7	46.7	46.7	46.7	46.7	51.4	51.4	51.4	51.4	51.4	8	
8	26.9											8	
9	21	22	16.3	22.3	19.1	20.3						9	
10	16.5	17.4	15.1	17.7	14.8	15.8	16.8	13.7	17.1	15	15.7	10	
12	10.9	11.7	13.2	12	9.4	10.3	11.1	12.1	11.4	9.6	10.2	12	
14	7.6	8.3	10.8	8.6	6.2	7	7.7	10.6	8	6.3	6.8	14	
16	5.3	6	8.4	6.3	4	4.8	5.4	8.3	5.7	4.1	4.7	16	
18	3.7	4.4	6.7	4.6	2.4	3.2	3.8	6.6	4.1	2.6	3.1	18	
20	2.4	3.1	5.4	3.4	1.3	2	2.6	5.3	2.9	1.4	1.8	20	
22	1.5	2.1	4.4	2.4			1.7	4.3	1.9			22	
24		1.4	3.5	1.7				3.4				24	
26			2.8					2.8				26	
28			2.3					2.2				28	
组合 Code	1111110	1111111	0001222	0211111	2211100	2111110	2111111	0002222	1211111	2221100	2211110	组合 Code	

								
	56	60.7	65.3					8
12	12						12	
14	10.5	10.3	9				14	
16	8	7.8	7.5				16	
18	6.3	6.1	5.8				18	
20	5	4.8	4.5				20	
22	4	3.8	3.5				22	
24	3.2	3.1	2.7				24	
26	2.5	2.4	2.1				26	
28	2	1.8	1.5				28	
组合 Code	0012222	0022222	0122222					组合 Code

起升高度曲线图 Lifting heights

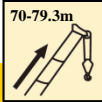
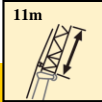
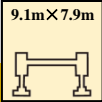


副臂
Jib



起重性能表

Lifting capacities



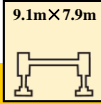

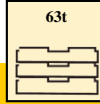
J 11m

	    									
	70m			74.7 m			79.3 m			
	0°	15°	30°	0°	15°	30°	0°	15°	30°	
18	6.5									18
20	6.5	6.3		5.5						20
22	6.4	6.1	4.0	5.5	5.5		4.3			22
24	6.4	6.0	3.9	5.4	5.5	3.7	4.2	4.3		24
26	6.3	5.8	3.7	5.4	5.4	3.6	4.2	4.3	3.3	26
28	6.3	5.4	3.6	5.3	5.3	3.5	4.1	4.2	3.2	28
30	6.2	5.2	3.4	5.3	5.2	3.3	4.1	4.2	3.2	30
32	6.2	4.9	3.4	5.2	5.0	3.2	4.0	4.1	3.1	32
34	5.9	4.8	3.3	5.2	4.8	3.2	4.0	4.1	3.0	34
36	5.5	4.5	3.2	5.0	4.6	3.1	3.9	4.0	2.9	36
38	5.1	4.3	3.1	4.6	4.4	3.0	3.8	4.0	2.9	38
40	4.7	4.2	3.1	4.1	4.0	3.0	3.7	3.7	2.9	40
42	4.2	4.1	2.9	3.7	3.8	2.9	3.4	3.5	2.7	42
44	3.8	3.8	2.9	3.2	3.4	2.8	3.1	3.1	2.7	44
46	3.5	3.5	2.9	3.1	3.2	2.7	2.8	2.8	2.7	46
48	3.2	3.1	2.8	2.7	2.8	2.7	2.6	2.6	2.6	48
50	2.7	2.9	2.8	2.5	2.6	2.6	2.4	2.4	2.5	50
52	2.5	2.5	2.6	2.3	2.2	2.3	2.1	2.1	2.2	52
54	2.4	2.3	2.5	1.9	2.1	2.1	1.9	1.9	2.0	54
56	1.9	2.2	2.2	1.8	1.9	1.9	1.8	1.8	1.8	56
58	1.9	2.0	2.0	1.6	1.7	1.7	1.5	1.6	1.5	58
60	1.6	1.6	1.7	1.4	1.5	1.5	1.3	1.4	1.4	60
62	1.5	1.6	1.5	1.3	1.3	1.3	1.1	1.1	1.2	62
64		1.4	1.4	1.1	1.1	1.1	1.0	1.0	1.0	64
66						1.0				66
组合 Code	2222211			2222221			2222222			组合 Code

起重性能表

Lifting capacities

J 18.5m

	    									
	70m			74.7 m			79.3 m			
	0°	15°	30°	0°	15°	30°	0°	15°	30°	
20	3.4									20
22	3.4			3.0						22
24	3.3	2.6		3.0			2.6			24
26	3.3	2.5		3.0	2.6		2.6			26
28	3.3	2.3	1.6	2.9	2.5		2.6	2.3		28
30	3.2	2.2	1.5	2.9	2.3	1.6	2.5	2.2		30
32	3.2	2.1	1.5	2.9	2.2	1.6	2.5	2.2	1.5	32
34	3.2	2.1	1.4	2.8	2.0	1.4	2.5	2.1	1.5	34
36	3.1	2.0	1.3	2.8	2.0	1.4	2.5	2.1	1.4	36
38	3.1	1.9	1.3	2.8	1.9	1.3	2.4	1.9	1.4	38
40	3.0	1.8	1.3	2.8	1.9	1.3	2.4	1.9	1.4	40
42	2.8	1.8	1.2	2.7	1.8	1.3	2.3	1.8	1.3	42
44	2.7	1.7	1.2	2.7	1.7	1.2	2.3	1.8	1.3	44
46	2.5	1.7	1.2	2.7	1.7	1.2	2.3	1.7	1.3	46
48	2.4	1.6	1.2	2.6	1.6	1.2	2.3	1.7	1.3	48
50	2.2	1.6	1.2	2.5	1.6	1.2	2.2	1.7	1.2	50
52	2.2	1.5	1.1	2.3	1.6	1.2	2.0	1.6	1.2	52
54	2.1	1.5	1.1	2.0	1.5	1.2	1.9	1.6	1.2	54
56	2.1	1.5	1.1	1.9	1.4	1.1	1.7	1.5	1.2	56
58	1.9	1.4	1.0	1.6	1.4	1.1	1.4	1.5	1.2	58
60	1.7	1.4	1.0	1.4	1.4	1.1	1.2	1.4	1.0	60
62	1.4	1.4	1.0	1.2	1.4	1.1	1.0	1.3	1.0	62
64	1.3	1.2	1.0	1.0	1.2	1.1		1.1	1.0	64
66		1.2	1.0		1.1	1.0			1.0	66
组合 Code	2222211			2222221			2222222			组合 Code

符号标识

Description of symbols

常规标识

General symbols

	上车 Superstructure		底盘 Chassis
	起重能力 Lifting capacity		车桥 Axle
	吊臂长度 Boom length		行驶速度 Driving speed
	工作幅度 Radius		爬坡能力 Grade ability
	吊臂仰角 Boom angle		轮胎 Tires
	主臂起升高度 Hoist height with boom		支腿 Outriggers
	固定副臂长度 Fixed jib length		吊钩 Hook block
	副臂安装角 Jib offset angle		平衡重 Counterweight
	副臂起升高度 Hoist height with jib		卷扬 Winch
	独立臂头 Independent jib head		360°全回转 360° rotation
	主臂加长节 Boom extension		

主要技术参数表

Table of main technical parameters

类别 Category	项目 Item	单位 Unit	参数 Parameter		
尺寸参数 Dimensions	外形尺寸 (长×宽×高) Dimensions (Length×width×height)	mm	16065×3000×4000		
	轴距Wheel base	mm	2650+1650+2900+1650		
	轮距 (前/后) Track (Front/ Rear)	mm	2590		
	前悬/后悬 Front/ Rear overhang	mm	2660/2249		
	前伸/后伸 Front/ Rear extension	mm	1925/381		
重量参数 Weight	最大允许总质量 Max. permissible weight	kg	54990		
	轴荷 Axle load	一轴 1st axle	kg	11490	
		二轴 2nd axle	kg	12000	
		三轴 3rd axle	kg	12000	
		四轴 4th axle	kg	9900	
		五轴 5th axle	kg	9600	
动力参数 Power	——	——	上车发动机 Engine for superstructure	下车发动机 Engine for chassis	
	发动机型号 Engine model	——	WP6G240E330	WP12.460E62	
	额定功率/转速 Rated power/rpm	kW/(r/min)	176/2300	338/1900	
	最大扭矩/转速 Max. torque/rpm	N.m/(r/min)	860/1200-1700	2200/1000-1400	
行驶参数 Travel	最高车速Max. travel speed	km/h	≥80		
	最低稳定车速 Min. travel speed	km/h	3		
	最小转弯直径 Min. turning diameter	m	≤18.5		
	臂头最小转弯直径 Min. turning diameter at boom tip	m	≤23		
	最小离地间隙 Min. ground clearance	mm	307		
	接近角Approach angle	°	19		
	离去角Departure angle	°	15		
	制动距离 (制动初速度为30km/h) Braking distance (at 30 km/h)	m	≤10		
	最大爬坡能力 Max. grade ability	%	≥60		
	百公里油耗 Fuel consumption per 100 km	L	70		
噪音 Noise	加速行驶机外噪声 Exterior noise level during acceleration	dB(A)	≤88		
	驾驶员耳旁噪声 Noise level at seated position	dB(A)	≤90		

主要技术参数表

Table of main technical parameters

类别 Category	项目 Item		单位 Unit	参数 Parameter	
主要性能参数 Main performance	最大额定总起重量 Max. rated lifting capacity		t	130	
	最小额定工作幅度 Min. rated working radius		m	3	
	转台尾部回转半径 Turning radius at turntable tail	平衡重处 At counterweight	mm	5370	
		副卷处 At auxiliary winch	mm	5130	
	最大起重力矩 Max. load moment	基本臂 Base boom	kN.m	5214	
		最长主臂 Fully-extended boom	kN.m	2078	
		最长主臂+副臂 Fully-extended boom + Jib	kN.m	1464	
	支腿跨距 Outrigger span	纵向 Longitudinal	m	9.1	
		横向 Lateral	m	7.9/6.3	
	起升高度 Lifting height	基本臂 Base boom	m	14.2	
		最长主臂 Fully-extended boom	m	83.2	
		最长主臂+副臂 Fully-extended boom + Jib	m	102	
	起重臂长度 Boom and jib length	基本臂 Base boom	m	14.1	
		最长主臂 Fully-extended boom	m	85	
最长主臂+副臂18.5 Fully-extended boom + Jib18.5		m	97.8		
副臂安装角 Jib offset angle		°	0、15、30		
工作速度参数 Working speed	起重臂起臂时间 Time for raising the boom		s	≤65	
	起重臂全伸时间 Time for fully extending the boom		s	≤880	
	最大回转速度 Max. slewing speed		r/min	≥1.5	
	支腿收放时间 Time for extending and retracting outriggers	水平支腿 Outrigger beam	收 Retracting	s	≤40
			放 Extending	s	≤40
		垂直支腿 Outrigger jack	收 Retracting	s	≤60
			放 Extending	s	≤90
起升速度 (单绳,第四层,空载) Hoisting speed (single line, 4th layer, no load)	主起升机构 Main winch		m/min	≥135	
	副起升机构 Auxiliary winch		m/min	≥90	
噪声 Noise	机外辐射 Exterior noise level		dB (A)	≤110	
	司机位置处 Noise level at seated position		dB (A)	≤85	

注意事项

Notes

1. 表中额定总起重量值，是在平整的坚固地面上本起重机能够保证的最大总起重量，包括吊钩和吊具的重量，所以为了估算重物重量，必须减去上述的装置重量。
2. 表中的工作幅度为起吊重物离地时起重物到起重机回转轴线的水平距离，是包括起重臂变形量在内的实际值，因而起吊前应考虑起重臂变形量。
3. 只允许在5级(瞬时风速14.1m/s，风压125N/m²)风以下进行作业。
4. 吊重前操作者必须对物体的重量和工作范围了解后选择合适的作业工况，严禁超出表中的数值。幅度及臂长在相邻两个数值之间时，应依据两个数值中较小值确定起重作业。
5. 应按主臂仰角范围作业，即使是空载，也不应使主臂仰角处于范围外，谨防整机倾翻。
6. 表中的主臂长度应要按照每节臂的伸缩要求进行伸出。

1. The total rated load given in the rated load charts are the maximum lifting capacity when the crane is set up on firm and level ground. The total rated load includes the weight of the hook block and slings. The weight of above-mentioned devices should be deducted from the rated lifting load.
2. The working radius shown in the rated load charts is the radius when the load is lifted off the ground, and it is the actual value including loaded boom deflection. Take boom deflection into consideration before beginning a lifting operation.
3. A lifting operation is permissible only when the wind force is below grade 5 (instantaneous wind speed is 14.1 m/s, wind pressure is 125 N/m²).
4. Before beginning lifting operation, the operator should know the weight of the load to be lifted and its working range, and then select proper working conditions. Never operate the crane beyond the limit shown in the chart. Use the lower value from the chart when the boom length or working radius is between the range of values.
5. Do not extend the boom into areas of the load chart where the crane does not have capacity beyond the angles shown in the range diagrams, or tipping may occur.
6. The boom should be extended according to the telescoping code shown by digits, which means the percentage of boom sections extended.



地址: 江苏省徐州市经济技术开发区高新路68号

Add: No.68 Gaoxin Road, Xuzhou Economic and Technological Development zone, Jiangsu ,China

电话(Tel): +86-516-83462242/83462350

质量监督电话(Quality Inquiry Tel): +86-516-87888268

备件电话(Spare Parts Tel): +86-516-83461542

邮编(Post Code): 221004

网址(Web): www.xcmg.com/qizhongji

服务热线 Service Tel

400-110-9999

400-001-5678



本印刷品不属于合同。出于产品不断改进的需要，我们保留对产品型号、参数、配置进行变更的权利，恕不另行通知。图片仅供参考，具体产品以实物为准。图片中产品可能并非标准配置，部分部件可能需要另行购置。办理牌照和上路行驶需遵守当地法规。

This print does not belong to the contract. We reserve the right to modify the design (such as product model, parameters and configuration) without notice for improvement. The pictures are just for reference. The product in the picture may not be standard configuration. Some parts need to be purchased separately. Conform to the local laws for license application and road traveling.